



*The Silagebucket is designed for collection and transportation of chopped silage.*

#### Basic equipment



#### Basic equipment



#### Tine tube with twist protection



#### INFORMATION

- With highwear resistant cutting edge (150x20mm, 500HB)
- With strong substructure
- Bucket height 650mm, bucket depth 850mm
- With 1 respectively 2 sickle reinforcements
- With 2 hydraulic cylinders (Max. hydraulic pressure 220 bar)
- Opening width ca. 1200mm
- Thick material main tube with welded cones (twist protected)
- Length of tines 600mm
- With 1 tine 600mm at every side



# SILAGEBUCKET A M

for loader from 2,0 to 3,5tons lifting capacity

A PERFECT ATTACHMENT IN 3 STEPS ① + ② + ③ = 😊

## ① CHOOSE PRODUCT





Width	Volume	Tines	Weight	Part-No.
1650 mm	840 l	7	635 kg	S65 BA-A1
1800 mm	925 l	8	665 kg	S65 BA-13
2000 mm	1040 l	9	695 kg	S65 BA-15
2200 mm	1140 l	10	720 kg	S65 BA-17
2400 mm	1250 l	10	745 kg	S65 BA-19
2600 mm	1350 l	11	770 kg	S65 BA-22
2800 mm	1440 l	13	795 kg	S65 BA-24

## ② LOADER QUICK COUPLER (INDICATE BRAND & TYPE)

Euro-System	AF-M4
Frontloader without Euro-coupling system	NE-02
Wheelloader with Z-bar Kinematic	NE-59
All other wheel- or telescopic loader	NE-51

Please indicate **ALWAYS** manufacturer and type of the loader on inquiries or orders!

## ③ SPECIAL EQUIPMENT

 Color RAL 7043 - grey	FA-02
 Color RAL 9005 - black	FA-03
 Color similar to MF red	FA-10
 Color similar to John Deere green	FA-07
High wear res. subtruc. and cutting edge (200x20mm, 500HB) <b>-per Meter</b>	S2-03
Screwed knife (dbl. beveled, 200x20mm, 500HB) <b>-per Meter</b>	S2-06
Heavy duty tines in the grapple <b>-per tine</b>	N8-11
High tip function (1800 and 2000mm width, + 350kg, + 1x DA needed)	S67m
High tip function (above 2000mm width, + 350kg, + 1x DA needed)	S67l
Switch valve 12V / 90l in connection with high tip function	UV-02
Pressure limiting valve (needed for pressures above 220 bar)	DB-01
Pressure holding valve (needed for Bobcat, Dieci, Merlo, MF, aso.)	DH-01
Mit Kramer Smart-Attach Schnellkuppler (mind. 2m Breite, nur 1 x DW)	QK-15

## 😊 READY

Delivery FCA at factory Visselhövede (Transportcosts on request)