



*Is designed for loading of straw- and foliage round bales without damages.*


#### Basic equipment



#### Basic equipment



#### Function



#### INFORMATION

- Very short distance between loader and bale - also designed for loader with less lifting capacity
- With 2 double-acting hydraulic cylinders
- With pressure holding valve
- Lifting capacity max. 1000kg
- Designed for roundbales with diameter from 800mm to 1800mm



**EXPRESS**

**- Several variants available quickly!**



# ROUND BALE GRAPPLE

for loader from 1 to 3,5tons lifting capacity

A PERFECT ATTACHMENT IN 3 STEPS ① + ② + ③ = 😊

## ① CHOOSE PRODUCT








Opening width	Weight	Part-No.
max. 2000 mm	160 kg	B30 SB-20

## ② LOADER QUICK COUPLER (INDICATE BRAND & TYPE)

Euro-System	AF-M4
Frontloader without Euro-coupling system	NE-02
Courtloader with max. 1,5to lifting capacity	NE-41
Wheel- or telescopic loader	NE-51

Please indicate **ALWAYS** manufacturer and type of the loader on inquiries or orders!

## ③ SPECIAL EQUIPMENT

 Color RAL 7043 - grey	FA-02
 Color RAL 9005 - black	FA-03
 Color RAL 2011 - orange	FA-05
 Color similar to AGCO grey	FA-11
 Color similar to Fendt nature green	FA-09
 Color similar to MF red	FA-10
 Color similar to John Deere green	FA-07
Combined pressure holding- / limiting valve	DH-04
With Kramer Smart-Attach quickcoupler	QK-16

## 😊 READY

Delivery FCA at factory Visselhövede (Transportcosts on request)