



Attachments with municipal quick coupling plate can be picked up with this adapterframe on tractors, wheel loader or telehandler.

INFORMATION

- Adapterplate fitting to municipal coupling plate size 3 (Form B, DIN 76060), size 5 (Form A, DIN 76060) or combined



- Several variants available quickly!



ADAPTER TO MUNICIPAL COUPLING PLATE

for loader from 1 to 6tons lifting capacity

A PERFECT ATTACHMENT IN 3 STEPS ① + ② + ③ = 😊






① CHOOSE PRODUCT

Description	Lifting capacity	Weight	Part-No.
Adapterplate size 3	2000 kg	80 kg	A22 OZ-K3
Adapterplate size 5	2000 kg	100 kg	A22 OZ-K5
Adapterplate size 3+5 combined	2000 kg	105 kg	A22 OZ-K4

② LOADER QUICK COUPLER (INDICATE BRAND & TYPE)

Euro-System	AF-M4
Frontloader without Euro-coupling system	NE-02
Front hydraulic cat. II	NE-18
Front hydraulic cat. III	NE-19
Courtloader	NE-41
Wheel- and telescopic loaders	NE-51
Excavator Lehnhoff MS01, MS03, MS08	NE-70
Please indicate ALWAYS manufacturer and type of the loader on inquiries or orders!	

③ SPECIAL EQUIPMENT

 Color RAL 7043 - grey	FA-02
 Color RAL 9005 - black	FA-03
 Color RAL 2011 - orange	FA-05
 Color similar to AGCO grey	FA-11
 Color similar to John Deere green	FA-07

😊 READY

Delivery FCA at factory Visselhövede (Transportcosts on request)